

## Excise Taxes

Suppose Figures 21.1 and 21.2 show the current supply of Greebes.

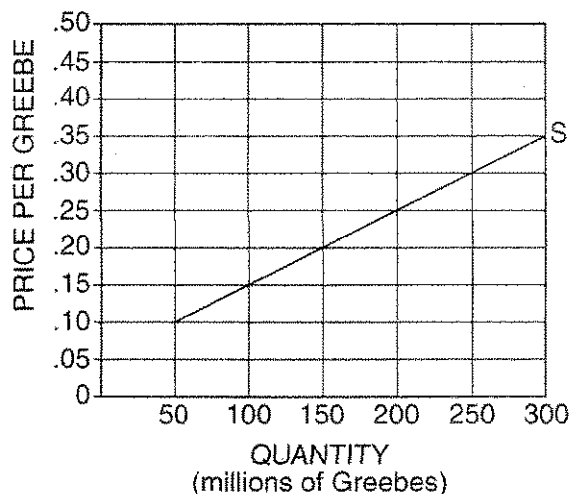


Figure 21.1  
Table of Current Supply Schedule of Greebes

Quantity (millions)	Supply Price Before Tax (\$ per Greebe)	Supply Price After Tax (\$ per Greebe)
50	\$.10	
100	.15	
150	.20	
200	.25	
250	.30	
300	.35	



Figure 21.2  
Current Supply Schedule of Greebes



Now, suppose that (to raise revenue for higher education) the government enacts an excise (sales) tax of \$0.15 per Greebe. *This tax will result in a new supply curve for Greebes.* To determine where this new supply curve lies, reason as follows: If before the tax, firms were willing to supply 50 million Greebes at a price of \$0.10, they would now be willing to supply 50 million Greebes only if the price were \$0.25. (Remember: \$0.15 of the price of each Greebe sold is now going to go to the government. So, if the price is \$0.25 and the government is getting \$0.15 of this price, then the seller is receiving the remaining \$0.10.)

Fill in the blank spaces in the table, and draw in the new supply curve that results from the tax. Label the new supply curve  $S_T$ .

Adapted from Phillip Saunders, *Introduction to Microeconomics: Student Workbook*, 18th ed. (Bloomington, Ind., 1998). Copyright © 1998 Philip Saunders. All rights reserved.

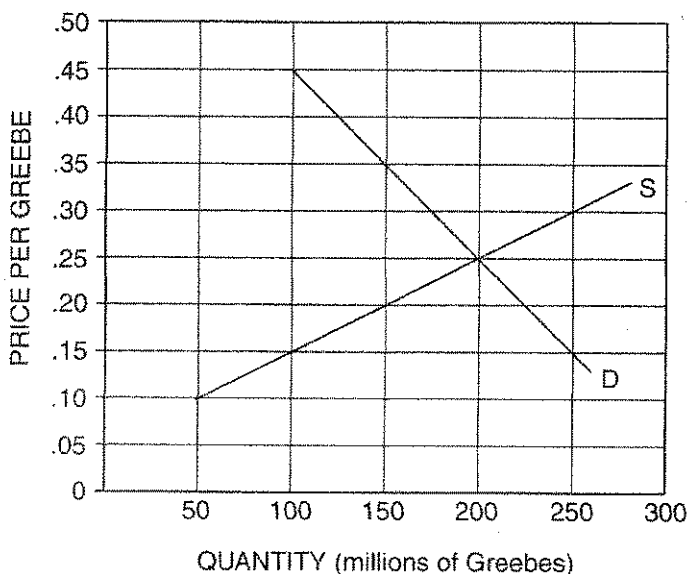
What will be the result of this excise (sales) tax on the equilibrium quantity of Greebes? The equilibrium price paid by buyers ( $P_B$ )? The equilibrium price received by sellers ( $P_S$ )? The revenue received by the government? The income, or revenue, received by sellers after the tax?

The answers to these important questions will depend on the nature of the demand for Greebes. The next section of this activity will help you determine the effects of a \$0.15 excise tax on Greebes under four different demand conditions.

**Part A**



Figure 21.3  
Relatively Inelastic Demand for Greebes as Compared with  $D_1$  on Figure 21.4



1. On Figure 21.3 above, the equilibrium quantity of Greebes is \_\_\_\_\_ million Greebes.
2. On Figure 21.3, the equilibrium price of Greebes is \_\_\_\_\_ per Greebe.
3. Buyers are spending a total of \_\_\_\_\_ million on Greebes.
4. Sellers are receiving a total of \_\_\_\_\_ million from selling Greebes.
5. If an excise tax of \$0.15 for each Greebe sold is levied on the sellers of Greebes, the equilibrium price paid by buyers ( $P_B$ ) will differ from the equilibrium price received by sellers ( $P_S$ ) by the amount of the tax. Add the new supply curve incorporating the tax to the graph and indicate  $P_B$  and  $P_S$ . This \$0.15 goes to the government. Under these circumstances:
  - (A) The new equilibrium quantity of Greebes would be \_\_\_\_\_ million.
  - (B) The new equilibrium price paid by buyers would be \_\_\_\_\_ per Greebe.

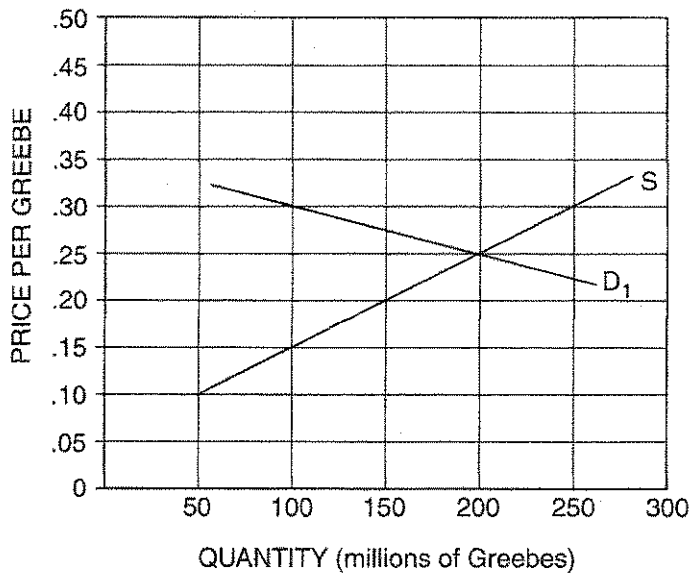
- (C) The new equilibrium price received by sellers (after tax) would be \_\_\_\_\_ per Greebe.
- (D) Buyers would spend a total of \_\_\_\_\_ million on Greebes.
- (E) Sellers would receive a total of \_\_\_\_\_ million (after tax) from selling Greebes.
- (F) The government revenue from this tax would be \_\_\_\_\_ million.
- (G) \_\_\_\_\_ million of this revenue would be paid by buyers in the form of higher prices.
- (H) \_\_\_\_\_ million of this revenue would be paid by sellers in the form of reduced income.
- (I) As a result of the tax, buyers will buy a smaller quantity than before the tax. If so, the sellers would also have a loss of revenue that is not collected by the government. In this case, the *uncollected revenue loss* would be equal to \_\_\_\_\_ million.

**Part B**



Figure 21.4

Relatively Elastic Demand for Greebes as Compared with D in Figure 21.3

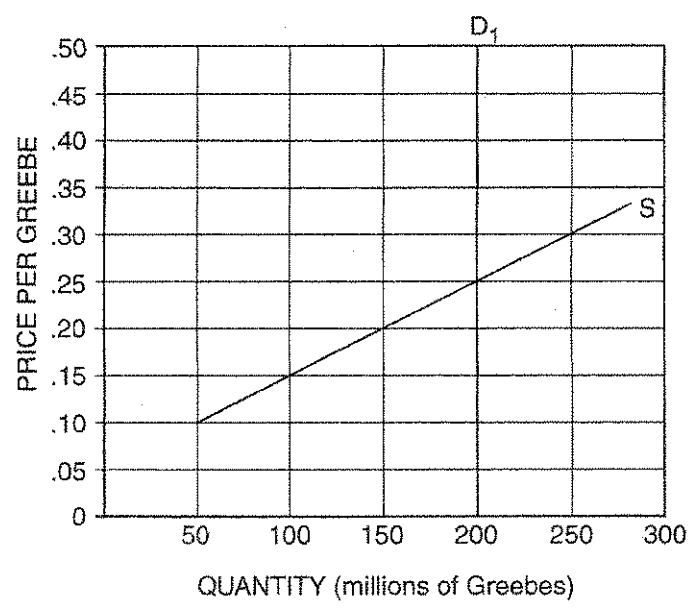


6. On Figure 21.4, the equilibrium quantity of Greebes is \_\_\_\_\_ million.
7. On Figure 21.4, the equilibrium price of Greebes is \_\_\_\_\_ per Greebe.
8. Buyers are spending a total of \_\_\_\_\_ million on Greebes.
9. Sellers are receiving a total of \_\_\_\_\_ million from selling Greebes.
10. If an excise tax of \$0.15 for each Greebe sold is levied on the sellers of Greebes, the equilibrium price paid by buyers ( $P_B$ ) will differ from the equilibrium price received by sellers ( $P_S$ ) by the amount of the tax. This \$0.15 goes to the government. Add the new supply curve incorporating the tax to the graph, and indicate  $P_B$  and  $P_S$ . Under these circumstances:
  - (A) The new equilibrium quantity of Greebes would be \_\_\_\_\_ million.
  - (B) The new equilibrium price paid by buyers would be \_\_\_\_\_ per Greebe.
  - (C) The new equilibrium price received by sellers (after tax) would be \_\_\_\_\_ per Greebe.
  - (D) Buyers would spend a total of \_\_\_\_\_ million on Greebes.
  - (E) Sellers would receive a total of \_\_\_\_\_ million (after tax) from selling Greebes.
  - (F) The government revenue from this tax would be \_\_\_\_\_ million.
  - (G) \_\_\_\_\_ million of this revenue would be paid by buyers in the form of higher prices.
  - (H) \_\_\_\_\_ million of this revenue would be paid by sellers in the form of reduced income.
  - (I) As a result of the tax, buyers will buy a smaller quantity than before the tax. If so, the sellers would also have a loss of revenue that is not collected by the government. In this case, the *uncollected revenue loss* would be equal to \_\_\_\_\_ million.

Part C



Figure 21.5  
Perfectly Inelastic Demand for Greebes



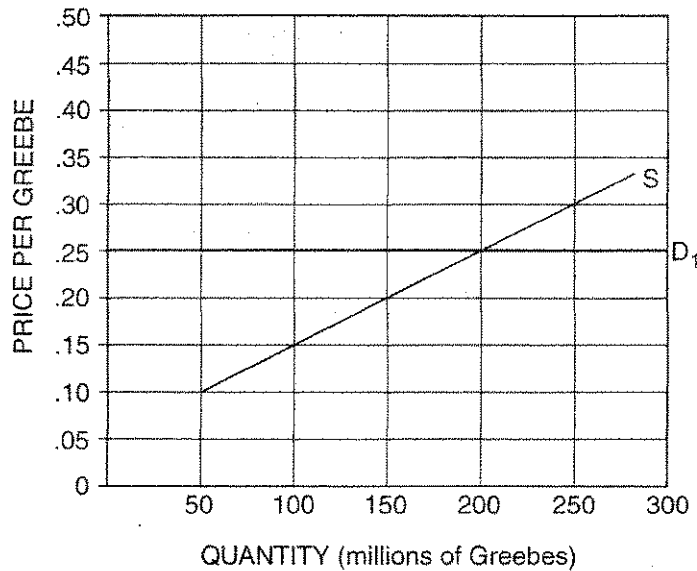
11. On Figure 21.5, the equilibrium quantity of Greebes is \_\_\_\_\_ million.
12. On Figure 21.5, the equilibrium price of Greebes is \_\_\_\_\_ per Greebe.
13. Buyers are spending a total of \_\_\_\_\_ million on Greebes.
14. Sellers are receiving a total of \_\_\_\_\_ million from selling Greebes.
15. If an excise tax of \$0.15 for each Greebe sold is levied on the sellers of Greebes, the equilibrium price paid by buyers ( $P_B$ ) will differ from the equilibrium price received by sellers ( $P_S$ ) by the amount of the tax. This \$0.15 goes to the government. Add the new supply curve incorporating the tax to the graph, and indicate  $P_B$  and  $P_S$ . Under these circumstances:
  - (A) The new equilibrium quantity of Greebes would be \_\_\_\_\_ million.
  - (B) The new equilibrium price paid by buyers would be \_\_\_\_\_ per Greebe.
  - (C) The new equilibrium price received by sellers (after tax) would be \_\_\_\_\_ per Greebe.
  - (D) Buyers would spend a total of \_\_\_\_\_ million on Greebes.
  - (E) Sellers would receive a total of \_\_\_\_\_ million (after tax) from selling Greebes.

- (F) The government revenue from this tax would be \_\_\_\_\_ million.
- (G) \_\_\_\_\_ million of this revenue would be paid by buyers in the form of higher prices.
- (H) \_\_\_\_\_ million of this revenue would be paid by sellers in the form of reduced income.
- (I) As a result of the tax, buyers will buy a smaller quantity than before the tax. If so, the sellers would also have a loss of revenue that is not collected by the government. In this case, the *uncollected revenue loss* would be equal to \_\_\_\_\_ million.

**Part D**



Figure 21.6  
Perfectly Elastic Demand for Greebes



- 16. On Figure 21.6, the equilibrium quantity of Greebes is \_\_\_\_\_ million.
- 17. On Figure 21.6, the equilibrium price of Greebes is \_\_\_\_\_ per Greebe.
- 18. Buyers are spending a total of \_\_\_\_\_ million on Greebes.
- 19. Sellers are receiving a total of \_\_\_\_\_ million from selling Greebes.

20. If an excise tax of \$0.15 for each Greebe sold is levied on the sellers of Greebes, the equilibrium price paid by buyers ( $P_B$ ) will differ from the equilibrium price received by sellers ( $P_S$ ) by the amount of the tax. This \$0.15 goes to the government. Add the new supply curve incorporating the tax to the graph and indicate  $P_B$  and  $P_S$ . Under these circumstances:
- (A) The new equilibrium quantity of Greebes would be \_\_\_\_\_ million.
  - (B) The new equilibrium price paid by buyers would be \_\_\_\_\_ per Greebe.
  - (C) The new equilibrium price received by sellers (after tax) would be \_\_\_\_\_ per Greebe.
  - (D) Buyers would spend a total of \_\_\_\_\_ million on Greebes.
  - (E) Sellers would receive a total of \_\_\_\_\_ million (after tax) from selling Greebes.
  - (F) The government revenue from this tax would be \_\_\_\_\_ million.
  - (G) \_\_\_\_\_ million of this revenue would be paid by buyers in the form of higher prices.
  - (H) \_\_\_\_\_ million of this revenue would be paid by sellers in the form of reduced income.
  - (I) As a result of the tax, buyers will buy a smaller quantity than before the tax. If so, the sellers would also have a loss of revenue that is not collected by the government. In this case, the *uncollected revenue loss* would be equal to \_\_\_\_\_ million.

### Part E

21. A famous Supreme Court justice once said, "The power to tax is the power to destroy" sellers. This is more likely to be true the more the demand for the product taxed is relatively (*elastic / inelastic*).
22. If you were a government revenue agent interested in getting the most tax revenue possible, you would suggest putting excise taxes on goods whose demand is (*elastic / unit elastic / inelastic*).
23. Think of some real-world goods on which excise taxes are placed: liquor, cigarettes, gasoline. Do you think that the demand for these goods is relatively elastic or relatively inelastic? Why?